

FIND YOUR PERFECT BANGLE SIZE

Two easy ways to measure at home for a comfortable, flawless fit.


TECHNIQUE 1: HAND MEASUREMENT

STEP 1



Close your fingers together (with the thumb touching the little finger) Measure the widest part of your hand using a thread or measuring tape.

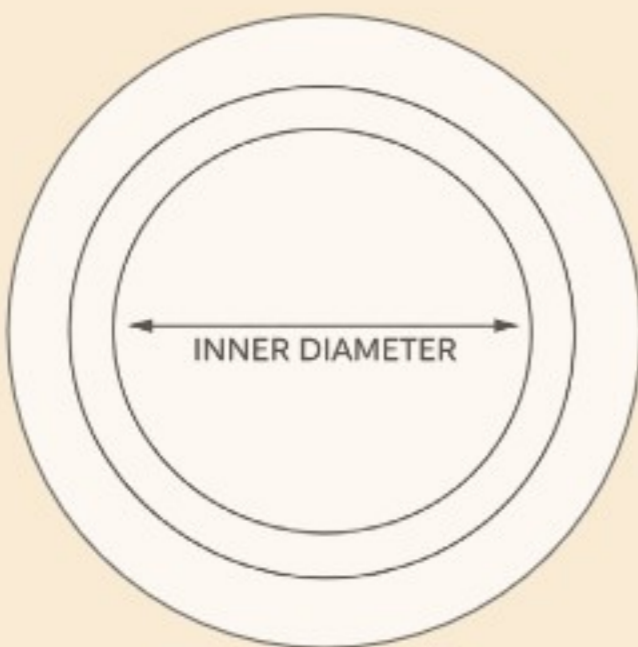
STEP 2



Measure the thread length in millimetres (mm) and match it with the bangle size chart to find your size.

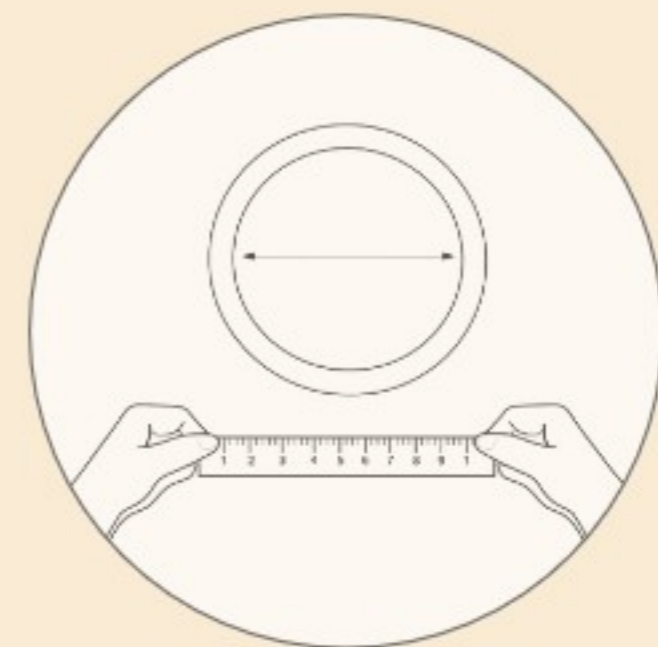
TECHNIQUE 2: BANGLE MEASUREMENT

STEP 1



Place a well-fitting bangle on a flat surface and measure the inner diameter (inside edge to inside edge) in millimetres (mm).

STEP 2



Compare this measurement with the standard bangle size chart to determine your size.

Inner Diameter (mm)	Bangle Size
54 mm	2.2
57 mm	2.4
60 mm	2.6
63 mm	2.8
67 mm	2.10
70 mm	2.12
73 mm	2.14